

RPT5032N

The RPT5032N encompasses Rakon's patented Pluto+ ASIC technology and is specifically designed to meet the short and medium term stability requirements of packet network synchronisation for Small Cells. This oscillator has low jitter to meet network interface requirements (e.g. 10GE) and low phase noise to meet the radio interface requirements of LTE (TS 36.104) and WCDMA (TS 25.104) transceivers – enabling a single device to be used for both functions. Its superb frequency versus temperature and slope performance, together with low power consumption makes Pluto+ the ideal choice for Small Cell synchronisation requirements.


Features

- Patented 'varactor linearisation' removes the effects of tilt when using voltage control
- Clipped sine wave and HCMOS output options available
- LTE phase noise compliant
- Temperature sensor option

Applications

- Small Cells
 - WCDMA
 - LTE

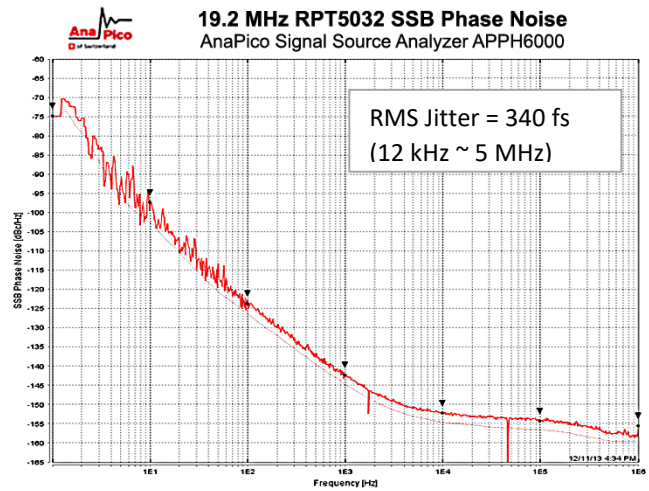
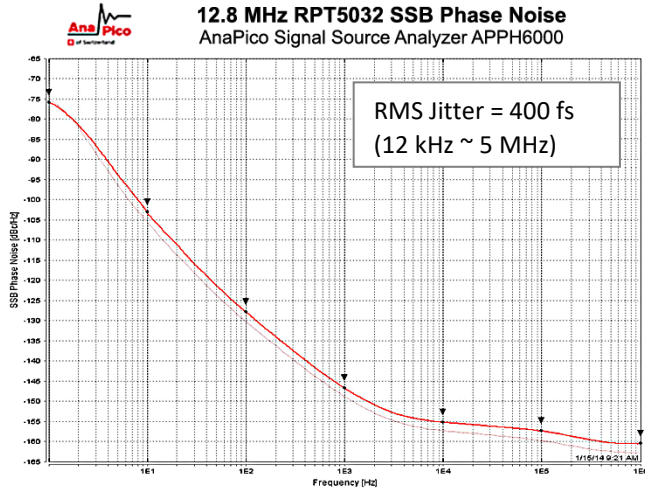
5.0 x 3.2 x 1.3 mm



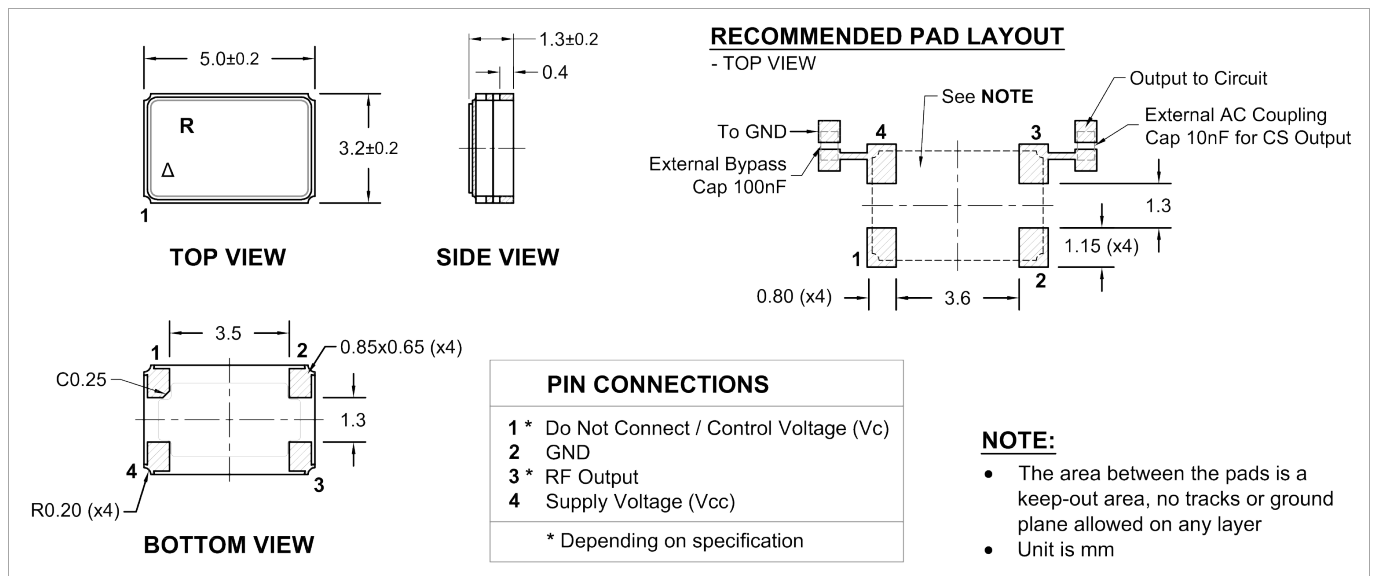
Standard Specifications

Parameter	Min.	Typ.	Max.	Unit	Test Condition / Description
Nominal frequency (Fn)		12.8 – 26.0		MHz	Standard frequencies: 19.2, 24.576, 25.0 and 26.0MHz
Frequency calibration			±1.0	ppm	Initial accuracy at 25°C ±1°C
Reflow shift			±0.5	ppm	Pre to post reflow ΔF (measured ≥ 60 minutes after reflow)
Operating temperature range	-40		85	°C	
Temperature rate of change			1	°C/min	Maximum rate of change of temperature condition for guaranteed stability specifications
In-service short term frequency stability			±50 ±100	ppb	-0 to 70°C, All effects for 24 hours -40 to 85°C, All effects for 24 hours
Slope over temperature (ΔF/ΔT)			±15 – ±50	ppb/°C	
Supply voltage stability		±10		ppb	±2% variation Reference to frequency at nominal supply voltage
Load sensitivity		±10		ppb	• HCMOS: ±1pF variation, • Clipped sine wave: ±2% variation Reference to frequency at nominal load
Long term stability (ageing)			±20 ±200	ppb/day ppb/month	±1ppm/year ±3ppm/10 years
Acceleration sensitivity		<2		ppb/g	Gamma vector, 3–axes, 30–1500Hz
Start-up time			10	ms	90% amplitude
Supply voltage, V _{CC}	2.5		5.7	V	Standard values 3.0 and 3.3, other values available upon request
Current C/Sine		2		mA	
Current HCMOS		4		mA	
Oscillator output – C/Sine	0.8			V _{pp}	Load 10pF//10kΩ
Oscillator output – HCMOS					
Output voltage level high (V _{OH})	0.9V _{CC}			V	
Output voltage level low (V _{OL})			0.1V _{CC}	V	
Duty cycle	45		55	%	At 50% level
Rise & fall time			8	ns	Between 10% and 90%
Control voltage	0.5		2.5	V	
Tuning range	±5		±12	ppm	
Input resistance	100			kΩ	

SSB Phase Noise (Typical value at 25°C)



Model Outline and Recommended Pad Layout



Test Circuit

