



## New 'State-of-the-Art' Thermal Sensitivity Achieved in Rakon's Ultra Stable Quartz Crystal Oscillator for Space Applications.\*

In 2009 further research went into improving the thermal sensitivity of RAKON's space quartz crystal Ultra Stable Oscillator (USO). RAKON France (CEPE until 1998, C-MAC from 1998 to 2007, and RAKON since early 2007) has been working with CNES (the French Space Agency) to continuously improve performances of the Ultra-Stable OXCO (USO): OUS-NG<sup>[1-2]</sup>. Its frequency sensitivity has a strong influence on final performance of the DORIS system (Doppler Orbitography and Radio-positioning Integrated by Satellite, CNES system) which uses RAKON's OXCO. The DORIS system is used in satellites such as 'Jason', 'Spot5', 'Cryosat', 'Pleiades', 'Topex-Poseidon' and 'Altika'. Significant effort has been put into additional improvements, mostly with regards to the thermal performances and preparation of the new generation of a miniature USO. The quartz crystal oscillator has to be studied by taking a multi-physics approach. A part of this work has been conducted in a PhD thesis with the Femto-ST Institute and with support from CNES<sup>[3-4]</sup>.

Fig 1

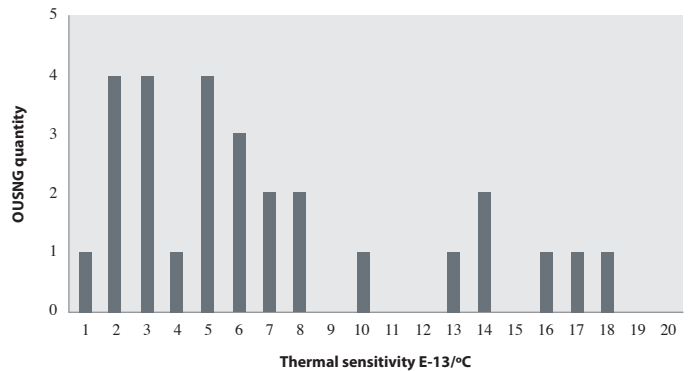


### OUS-NG Thermal performances

To increase the resolution under the centimeter in the DORIS system, the main improvement required is to reduce the frequency thermal sensitivity of the USO. On figure 2, we present the statistical distribution of the relative frequency thermal sensitivity for OUSNG USO production. We can see a repartition with mean value at  $7.10^{-13}/^{\circ}\text{C}$  and standard deviation of  $5.10^{-13}/^{\circ}\text{C}$ . But for the new DORIS requirement, the frequency thermal sensitivity mean value must be reduced to  $2.10^{-13}/^{\circ}\text{C}$

and with a standard deviation of  $3.10^{-14}/^{\circ}\text{C}$ , which is state-of-the-art and leading in terms of space USO performance. At the beginning of the study, the usual tools used for the simulation (mechanical simulation and thermal simulation) seemed to not be sufficient in estimating and explaining the total frequency drift in temperature. So a full 3D thermo-mechanical simulation of the USO was conducted, with introduction of the piezo-electric phenomena of the resonator<sup>[3-8]</sup>.

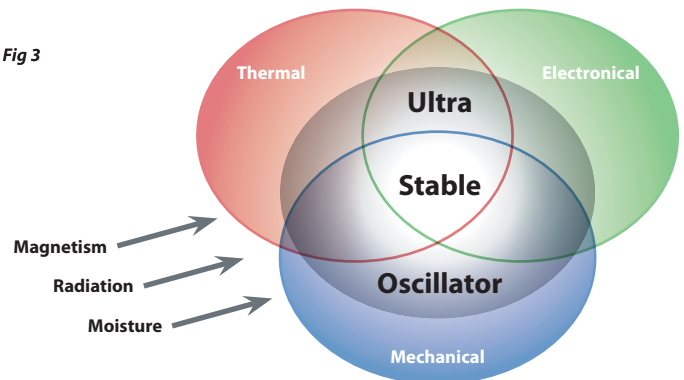
Fig 2 Statistical distribution of the relative frequency thermal sensitivity for the recently manufactured USOs (OUS-NG).



### A Multi-physics Approach

The USO is a complex assembly of mechanical and electronic parts. Rakon's USO is a Double Oven Controlled Crystal Oscillator (D-OXCO) and the quartz crystal is very sensitive to temperature. So an important part of the USO is dedicated to building very stable thermal operating conditions for the quartz crystal. Figure 3 shows a possible approach to studying the USO. Each part has to be studied as an independent item at the first step; then they have to be optimized with mutual interactions between 2 items at the second step, then the three items studied together to reach the ultimate performance.

Fig 3



A way to see the different parts of a USO

\* From a presentation at the 24th EFTF at ESTEC (Noordwijk, NL) from the 13th to 15th April 2010 by Luc Schneller, Patrice Canzian and Vincent Candelier from Rakon, Serge Galliou from Femto-ST and Gilles Cibiel from CNES

## Thermal effect in the Rakon USO

The requirement of thermal controlled precision is conducted to a thermal structure with a Dewar vessel.

Then to meet space requirements, a mechanical structure has been designed to provide resistance to space conditions. Once combined, these two structures conduct to impose a temperature distribution on the resonator illustrated by figure 4. The resonator used in Rakon's USO is a quartz crystal with a QAS structure<sup>[3]</sup>.

Fig 4

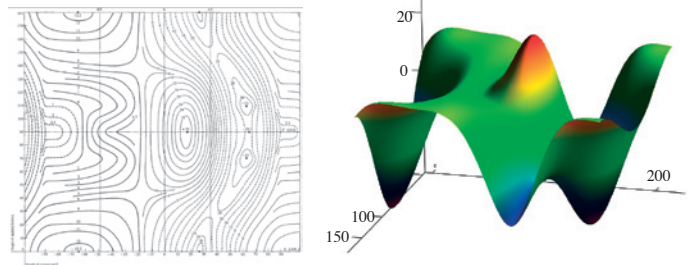


The distribution temperature on the resonator structure due to the USO thermal structure, the resonator is a QAS mounted in a HC40 package. (From blue to red, difference of temperature is within less than  $1.10^{-3}^{\circ}\text{C}$ )

## New tool to study the USO

To better evaluate the mechanical impact of the structure on the crystal resonator, a simple thermal study is not good enough. A new tool using a well known quartz theory<sup>[6-8]</sup> has been developed. To verify its precision, a comparison has been made with the experimental results of Ratajski<sup>[9]</sup> and this tool. Figure 5 shows the related results. The graphs show there is a good correlation between the experimentation and the simulation.

Fig 5

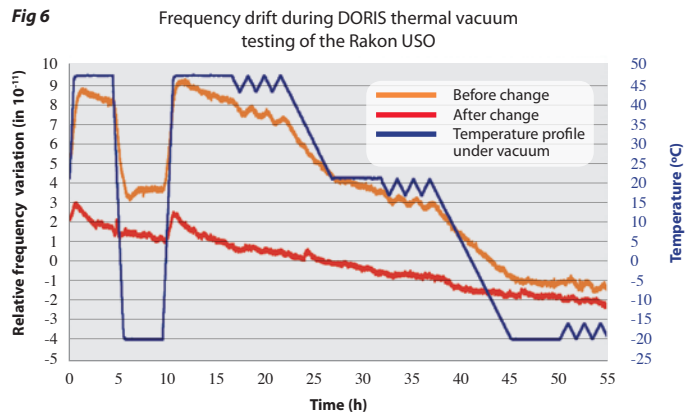


The comparison of experimental and simulation determination of the Ratajski Force-Frequency coefficient (in  $10^{-15}\text{msN}^{-1}$ ). The left figure is from Ratajski publication [9], the right is obtained by simulation with the new tool.

## Results

Work carried out using the different approaches on the possible interactions of the various parts of the USO, was conducted to make significant progress in understanding the restrictive phenomenon. A USO modification has been made to minimise this phenomenon which (with regard to thermal sensitivity), has enabled the best performance achievable from a USO:  $5.10^{-14}/^{\circ}\text{C}$  on Rakon's USO. Figure 6 provides evidence of these results.

Fig 6



## Conclusion

The results obtained from this study show a significant improvement in the comprehension of one restrictive multi-physics phenomenon. The new performance achieved of  $5.10^{-14}/^{\circ}\text{C}$ , is the best performance achieved by any space USO globally. This is a great development prior to Rakon beginning the next stage of downsizing the USO structure.

## References:

- 1 V Candelier, J Lamboley, G Marotel, P Canzian and P Poulain, 'Recent Progress in Ultra Stable Oscillators for Space: On Board and Ground Applications', 15th EFTF 2001
- 2 V Candelier, P Canzian, J Lamboley, M Brunet, G Santarelli, 'Space Qualified 5 MHz Ultra Stable Oscillators' IEEE EFTF and IFCS 2003.
- 3 L Schneller, S Galliou, B Dulmet, P Canzian, V Candelier and G Cibiel, 'The Effect of Quartz Crystal Thermal Structure on Performance in Ultra Stable Oscillators', EFTF 8pp, 2008
- 4 L Schneller, 'Contribution à l'élaboration d'un Oscillateur Ultra Stable Spatial Miniature : Etude et réduction de la sensibilité thermique', Thèse 181pp, Université de Franche-Comté, 2009
- 5 S Galliou, 'Thermal Behaviour Simulation of Quartz Resonators in an Oven Environment', IEEE UFFC, vol 42 no 5 pp 832-839, 1995
- 6 F Deyzac, 'Finite Elements Method Modelling of Accelerometric and Barometric Sensitivity of Quartz Resonators', 7th EFTF pp 291-295, 1993
- 7 J Kosinski, R Pastore, X Yang, 'Stress induced frequency shifts in Langasite Thickness-mode Resonators', IEEE IFCS pp 716-722, 2003
- 8 J Baumhauer and H Tiersten, 'Nonlinear Electroelastic Equations for Small Fields superposed on a Bias', J. Acoust. Soc. Am., vol 54 no 4 pp1017-1034, 1973
- 9 J Ratajski, 'Force-Frequency Coefficient of singly Rotated Vibrating Quartz Crystals', IBM Journal, pp 92-99, 1968
- 10 J Norton, J Cloeren and P Sulzer, 'Brief History of the Development of Ultra Precise Oscillators for Ground and Space Applications', IEEE 50th IFCS pp 47-57, 1996

**Rakon Limited**  
(Corporate Head Office)

Phone: +64 (9) 573 5554  
Fax: +64 (9) 573 5559  
Email: sales@rakon.co.nz

**Rakon Europe Limited**  
(Europe, Middle East, Africa)

Phone: +44 (1522) 883500  
Fax: +44 (1522) 883524  
Email: info@rakon.co.uk

**Rakon Taiwan**  
Representative Office (Asia)

Phone: +886 (2) 2759 0259  
Fax: +886 (2) 2759 2668  
Email: sales@rakon.com

**Rakon Limited Shenzhen**  
Representative Office (China)

Phone: +86 (755) 8283 5991  
Fax: +86 (755) 8283 5990  
Email: sales@rakon.com

**Rakon America LLC**  
(Americas)

Phone: +1 (847) 930 5100  
Fax: +1 (847) 844 3236  
Email: sales@rakon.com